

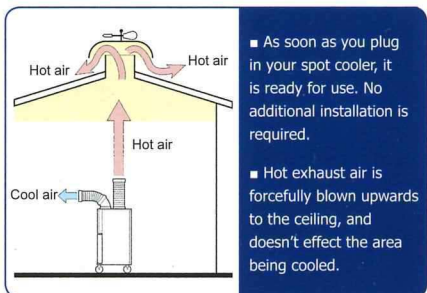
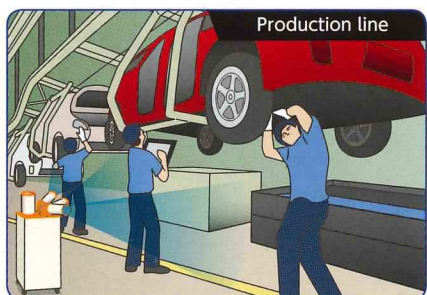
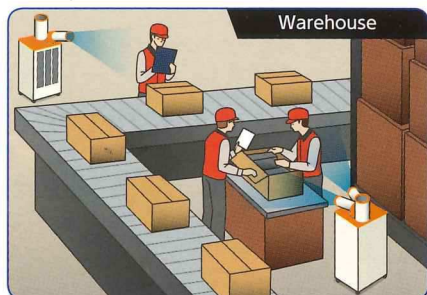
- Spot Coolers
- Vacuum Cleaners
- Sweepers
- Industrial Fans
- Portable Exhaust Fans
- Dust Collectors
- Hot Air Dryers

Portable Spot Coolers

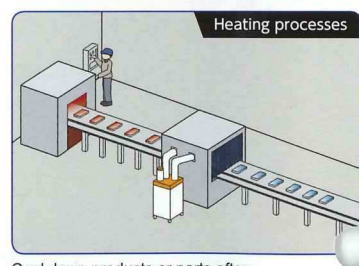
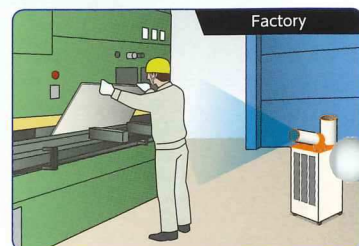
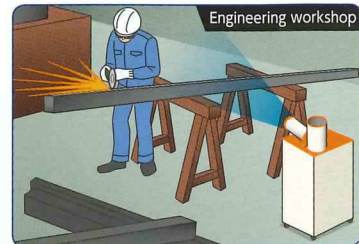
Powerful cooling effect

No installation required

Low running cost



Can also be used to:

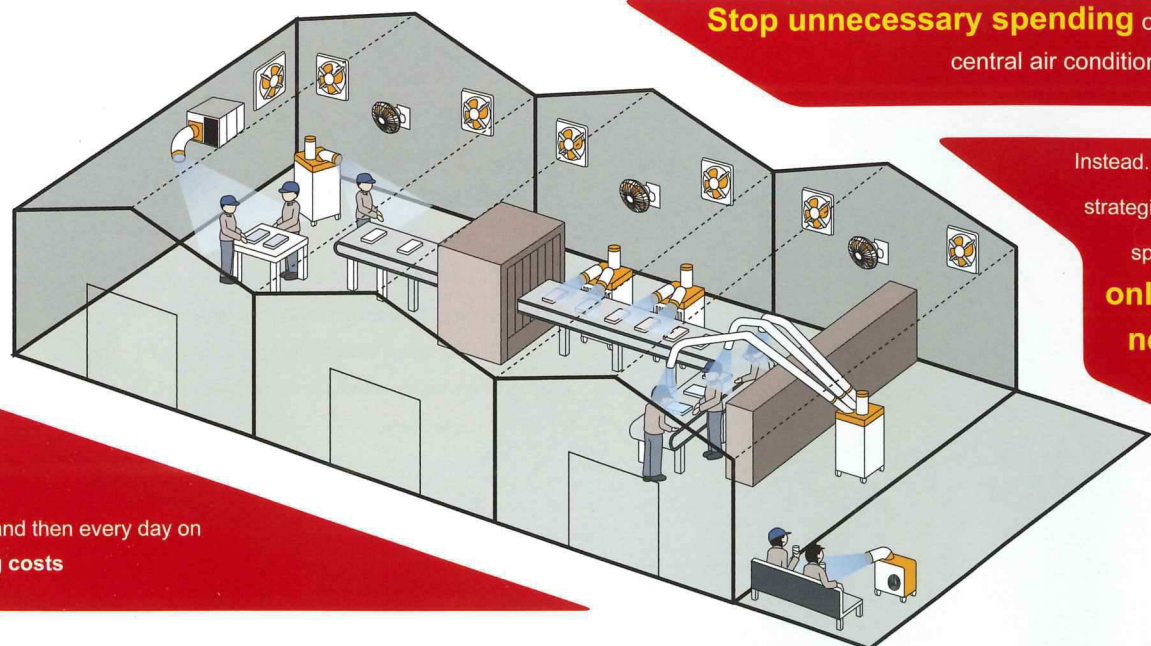


Cool down products or parts after

Stop unnecessary spending on expensive central air conditioning systems

Instead... strategically place spot coolers **only where needed!**

Save money on both initial investment, and then every day on lower running costs



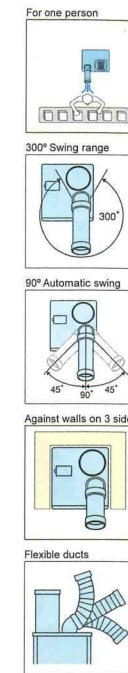
SS-22EG-8B - For One Person

SS-22DG-8B - For One Person | Automatic Swivel

- Light and portable air cooler with one cool air duct for one person, workstation or machine.
- Very space efficient. Can be placed directly against walls or other objects on three sides.
- The automatic swivel function of SS-22DG-8B provides a very wide and smooth cooling effect.

Model number	SS-22DG-8B	SS-22EG-8B
Automatic swivel	Yes	No
Power supply	Single phase 220V	
Cooling capacity (50Hz)	2.2 kW / 7500 BTU	
Power consumption (50Hz)	0.8 kW	
Refrigerant	R407C	
Net weight	39 kg	
Drain tank capacity	5 L (Mini drain)	
Power cable and plug	Cable: 2 m / Electric plug not included	
Dimensions (mm)	W 390 x D 430 x H 808 (Not including air ducts)	
Operation safety range	25°C (50%) - 45°C (40%)	

R407C



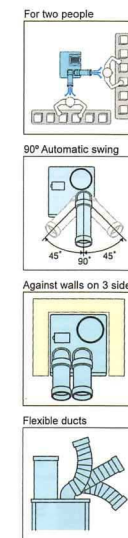

SS-40EG-8B - For Two People

SS-40DG-8B - For Two People | Automatic Swivel

- Portable cooler with two cool air duct outlets for two people or two workstations.
- Very space efficient. Can be placed directly against walls or other objects on three sides.
- With the automatic swivel function of SS-40DG-8B both ducts smoothly swing in a 90° angle, providing a pleasant cooling effect for your working area.

Model number	SS-40DG-8B	SS-40EG-8B
Automatic swivel	Yes	No
Power supply	Single phase 220V	
Cooling capacity (50Hz)	4.0 kW / 13500 BTU	
Power consumption (50Hz)	1.90 kW	
Refrigerant	R407C	
Net weight	73kg	
Drain tank capacity	8 L (Mini drain)	
Power cable and plug	Cable: 2 m / Electric plug not included	
Dimensions (mm)	W 520 x D 470 x H 1120 (Not including air ducts)	
Operation condition	25°C (50%) - 45°C (40%)	

R407C

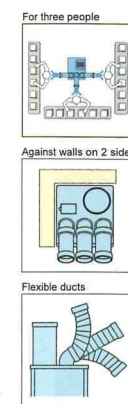


SS-56EC-8A - For Three People

- 19,000 BTU of portable cooling power. The three cool air outlet ducts make it perfect for cooling three people or three workstations.
- Direct all the duct outlets in the same direction for amplified cooling effect.
- Space efficient design. Can be placed directly against walls on two sides.

Model number	SS-56EC-8A
Automatic swivel	No
Power supply	Single phase 220V
Cooling capacity (50Hz)	5.6 kW / 19000 BTU
Power consumption (50Hz)	2.43 kW
Refrigerant	R22
Net weight	92kg
Drain tank capacity	20 L
Power cable and plug	Cable: 2 m
Dimensions (mm)	W 490 x D 600 x H 1120 (Not including air ducts)
Operation condition	25°C (50%) - 45°C (40%)

R22



SS-25CG-1 - Single phase 100V

SS-25CG-3 - 3 phase 200V

Ceiling Type Spot Cooler | Perfect for Cramped Work Areas

- Perfect for cramped work areas that do not have any free space on the floor.
- Can be installed in the ceiling, on the wall, on a pillar or on a stand.
- The cool air duct can be connected in three possible places which gives great flexibility.
- Is controlled from the ground via wired remote that is delivered with 4m power cable.

7500 BTU



Model number	SS-25CG-1	SS-25CG-3
Power supply	Single phase 100V	3 phase 200V
Cooling capacity (50Hz)	2.2 kW / 7500 BTU	
Power consumption (50Hz)	760W	730W
Compressor safety devices	<ul style="list-style-type: none"> Overheat relay Fan protecting thermostat 	<ul style="list-style-type: none"> Overheat relay Fan protecting thermostat Reverse-phase protection relay
Refrigerant	R407C	
Net weight	35 kg	
Power cable	4 m	Not included
Dimensions (mm)	W 440 x D 525 x H 400 (Not including air duct)	
Operation safety range	25°C (50%) - 45°C (40%)	

SS-16MU-1 - Single phase 100V

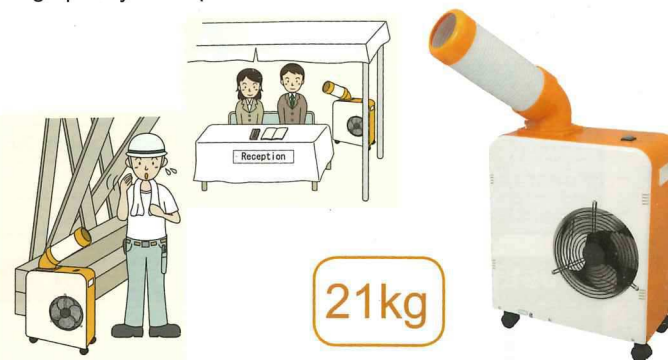
Compact Model

Compact and easy move spot cooler.

The compact design and its mere 21kg make it the perfect choice

when easy mobility is essential. Can be placed anywhere,

Taking up very little space.



21kg

Model number	SS-16MU-1
Automatic swivel	No
Power supply	Single phase 100V
Cooling capacity (50Hz)	1.4 kW / 4800 BTU
Power consumption (50Hz)	530W
Compressor safety devices	<ul style="list-style-type: none"> Overheat relay Fan protecting thermostat
Refrigerant	R407C
Net weight	21 kg
Power cable	2 m
Dimensions (mm)	W 460 x D 250 x H 547 (Not including air duct)
Operation safety range	25°C (50%) - 45°C (40%)

Spot Cooler Accessories

1 Standard Cool Air Duct	2 Standard Exhaust Air Duct	3 Cool Air Extension Duct	4 Exhaust Air Extension Duct	5 Duct Band
6 Standard Dust Filter	7 Heavy Duty Dust Filter	8 Oil Mist Filter	9 Cool Air Duct Elbow	10 Suspension Hooks

Accessory	Applicable models	Measurements	
1 Standard Cool Air Duct	SS-22, SS-40, SS-56	ø114 x 400mm	
	SS-22	ø175 x 400mm	
	SS-40	ø200 x 360mm	
2 Standard Exhaust Air Duct	SS-56	ø250 x 360mm	
	3 Cool Air Extension Duct	SS-22, SS-40, SS-56	ø125 x 5m
		SS-22	ø175 x 4m
4 Exhaust Air Extension duct	SS-40	ø200 x 4m	
	SS-56	ø250 x 4m	
	5 Duct Band	SS-22, SS-40, SS-56	ø125(*), ø175, ø200, ø250
6 Standard Dust Filter		SS-22	575 X 324mm
		SS-40	800 X 454mm
7 Heavy Duty Dust Filter	SS-56 (Large)	720 X 424mm	
	SS-56 (Small)	495 X 282mm	
	SS-22	580 X 500mm	
8 Oil Mist Filter	SS-40	770 X 480mm	
	SS-56 (Large)	750 X 570mm	
	SS-56 (Small)	500 X 330mm	
9 Cool Air Duct Elbow	SS-22	575 X 324mm	
	SS-40	800 x 454mm	
	SS-56 (Large)	717 x 424mm	
10 Suspension Hooks	SS-56 (Small)	500 X 280mm	
	SS-22, SS-40, SS-56	different shape for each model	

*for cool air extention duct

SGV-110A-PC 230V - Single phase 230V

Vacuum Cleaner



SGV-110DP-PC 230V - Single phase 230V



A-filter Almighty

Great power for the most cleaning jobs!

Extremely easy claning. Fully moist-protected filter.

DP-filter Dust and powder

Filter out even the finest dust (≥2 microns).

Model number	SGV-110A-PC	SGV-110DP-PC
Suitable for cleaning	Dust, liquids, oil, metal, swarf	Dust and powder
Filter type	Almighty filter	DP Filter
Power supply	Single phase 230V	
Max vacuum pressure	30.0 kPa	
Suction air volume	2.6 m³/min	2.5 m³/min
Power consumption	1100W	
Tank capacity	Dust: 12L / Liquids: 8L	Dust: 12L
Net weight	13.0 kg	14.5 kg
Hose	Diameter: 38 mm / Length: 2m	
Power cable	8 m	
Dimensions (mm)	W336 x D336 x H682	

SJF-300RS-2 230V - Single phase 230V



Jet fan can be useful in a broad range of areas like in factories, warehouses, refineries, chemical plants, metal foundries, just to mention a few.

Model number	SJF-300RS-2 230V
Power supply	Single phase 230V
Power consumption	50Hz:415W 60Hz:530W
Rated current	2.9A
Applicable duct diameter	320 mm
Fan blade	ø288mm / 4 blades
Motor	550 W / 2 poles
Max. air volume	50Hz:50m³/min / 60Hz:58m³/min
Noise level (50Hz)	80 dB(A)
Net weight	12.8 kg
Dimensions (mm)	W390 x D332 x H432
Protective device	Thermal protector

SV-2001EG-8A - Almighty Vacuum Cleaner | Wet - Dry - Oil - Metal Swarf | Removable tank

- This versatile high-power vacuum cleaner with its ability to clean any dry or wet waste, including oil, will meet any imaginable need you might have at your place of work.
- The detachable waste tank on wheels makes waste disposal very easy. Just pull the lever on the side and the waste tank will gently be lowered down to the ground. After that just roll it over to the garbage or liquid disposal site. The tank is reattached just as easily.
- The extreme suction power in combination with the 50 diameter hose lets you clean even large objects from the ground.

Model number	SV-2001EG-8A
Power supply	Single phase 220V , 50Hz
Max vacuum pressure	21.0 kPa
Suction air volume	4.8 m³/min
Power consumption	2200W
Tank capacity	Dry: 40L / Wet: 35L
Net weight	51kg
Hose	Diameter: 50 mm / Length: 3m
Power cable	20 m
Dimensions (mm)	W580 x D825 x H890

Just pull the lever to release the tank



-
- Ø50 GLMM hose (3m)
 - Ø50 Straight extension pipes (2 pcs)
 - Ø50-30 T-shaped nozzle
 - Ø50 Crevice nozzle
 - Bag attachment (Not in pic.)

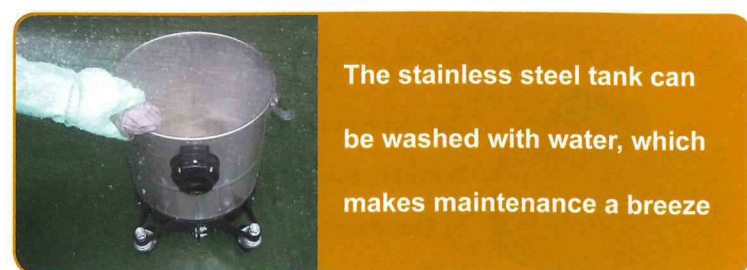
Extreme Suction Power



SPSV-110-8A - 10L Tank | **Wet - Dry - Oil-mixed Metal Swarf** | **Water Washable Stainless Steel Tank**
SPSV-110L-8A - 22L Tank

- Powerful and versatile vacuum cleaners with very easy maintenance.
- The water-washable stainless steel tanks and filters make them very suitable for establishments with strict regulations regarding food and sanitation.
- The special metal swarf filter allows you clean large quantities of metal swarf, even swarf covered with oil, without damaging the normal filter.
- The anti-tipping base ensures safe use.

Model number	SPSV-110-8A	SPSV-110L-8A
Power supply	Single phase 220V	
Max vacuum pressure	23.0 kPa	
Suction air volume	2.7 m³/min	
Power consumption	1100W	
Tank capacity	Dry: 10L / Liquids: 7L	Dry: 22L / Liquids: 20L
Net weight	14 kg	16 kg
Hose	Diameter: 38 mm / Length: 2m	
Power cable	8 m	
Dimensions (mm)	W370 x D410 x H580	W400 x D420 x H780



The stainless steel tank can be washed with water, which makes maintenance a breeze

-
- Ø38 T-shaped floor nozzle
 - Ø38 Cut nozzle
 - Ø38 Crevice nozzle
 - Ø38 Aluminium straight extension pipe
 - Ø38 Aluminium handle piece
 - Ø38 Hose (2m)



SGV-110 - Almighty Vacuum Cleaners | Wet - Dry - Oil - Sludge

- One vacuum cleaner for all your cleaning needs. It can clean both wet and dry, and with its powerful motor it can handle even oil substances and sludge.
- The top part is the same for all models, so you can freely change the tank to suit your needs.
- You can also replace the All-Mighty filter with one of the specialized filters shown below. The DP-filter is suitable for fine dust and powder, the DS-filter is suitable for cleaning material that generates static electricity and the DR-filter is suitable for paper dust, glass dust and FRP.



-
- Ø38 GLMM Hose (2.0m)
 - Ø38 Straight extension pipes (2pcs)
 - Ø38-25 T-shaped floor nozzle
 - Ø38-20 Nozzle for liquids
 - Ø38 Crevice nozzle



Model number	SGV-110A	SGV-110AL	SGV-110ALN	SGV-110A-PC
Power supply	Single phase 100V (Other voltages available on demand)			
Max vacuum pressure	30.0 kPa			
Suction air volume	2.6 m³/min			
Power consumption	1100W			
Tank capacity	Dust: 22L / Liquids: 16L	Dust: 44L / Liquids: 37L	Dust: 44L / Liquids: 37L	Dust: 12L / Liquids: 8L
Drain hose	No	No	Yes	No
Net weight	20.5 kg	23.0 kg	23.5 kg	14.5 kg
Hose	Diameter	38 mm		
	Length	2 m		
Power cable	8 m			
Dimensions (mm)	W474 x D520 x H764	W474 x D600 x H963	W474 x D600 x H963	W336 x D336 x H682

The above models can also be equipped with the following filters:

- Dust & Powder:** SGV-110DP, SGV-110DPL, SGV-110DP-PC
- Anti Static:** SGV-110DS, SGV-110DSL, SGV-110DS-PC
- Glass & Paper Dust:** SGV-110DR, SGV-110DRL

SSV-Series - Almighty Vacuum Cleaners | Suitable for 24h/day operation

- Very powerful and durable. Can be in operation 24 hours a day. Suitable to be used as a dust collectors.
- Easy waste disposal system. The wheel equipped tank can be detached from the main unit and easily rolled to place of disposal.

Model number	SSV-103A	SSV-203A	SSV-303A
Power supply	3 phase 200V		
Max vacuum pressure (50Hz)	12.0 kPa	16.0 kPa	18.5 kPa
Suction air volume (50Hz)	1.8 m³/min	3.0 m³/min	4.5 m³/min
Power consumption (50Hz)	0.8kW	1.5kW	2.4kW
Rated current (50Hz)	3.0A	5.5A	8.2A
Tank capacity	Dust: 30L Liquids: 30L	Dust: 36L Liquids: 36L	Dust: 36L Liquids: 36L
Net weight	61.5 kg	107.0 kg	119.0 kg
Hose	Diameter	38 mm	50 mm
	Length	2 m	3 m
Power cable	10 m / Electric plug not included		
Dimensions (mm)	W450 x D805 x H750	W515 x D1015 x H910	

- Accessories:**
- GLMM Hose
 - Straight extension pipes (2sets)
 - T-shaped floor nozzle
 - Crevice nozzle
 - Nozzle for liquids (only SSV-103A)

Suitable for 24h Operation



Clean Room Vacuum Cleaner

SCV-110DP - Clean Room Vacuum Cleaner | Double Filter System: ULPA-Filter + Fine Dust/Powder Filter

Where do you need a clean room vacuum cleaner?

Due to the increasing demand for particle free environments for research and manufacturing, the use of Clean rooms is increasing every year.

Here are just a few examples :

- Hospital test labs
- Laboratories
- Research facilities
- Sensitive manufacturing and assembly spaces

Suiden Double Filtration Clean Room Vacuum Cleaner is an indispensable cleaning tool that ensures that your clean room stays particle free.

DP and ULPA two filter system

This Clean Room vacuum cleaner applies fine dust and powder (DP) filter and the ULPA-filter, that filters dust particles down to 0.1 micron to 99.99% (Compare HEPA-filter: $\geq 0.3 \mu\text{m}$ to 99.97%). The DP-filter allows you to clean large amount of dust and powder, and the ULPA-filter on the exhaust side makes sure that no particles escape back into the air.

Low speed exhaust air prevents particle dispersion

The low exhausted air speed prevents dust particles on surfaces to stir up into the air, which improves the end result remarkably.

Antistatic hose

The hose is equipped with an antistatic string that leads the static electricity through the stainless steel body and down to the floor.

Easy maintenance

The entire unit is made of stainless steel to prevent corrosion, and can therefore be cleaned with water.

ULPA-Filter
Filters $\geq 0.1 \mu\text{m}$ dust particles to 99.99%



DP-Filter
The Fine Dust/Powder filter handles $\geq 2 \mu\text{m}$ particles



Model number	SCV-110DP	
Power supply	Single phase 100V	
Max vacuum pressure	22.0 kPa	
Suction air volume	2.5 m ³ /min	
Power consumption	1150W	
Rated current	11.5 A	
Tank capacity	12 L	
Net weight	16.0 kg	
Hose	Diameter	38 mm
	Length	2 m
Power cable	8 m	
Dimensions (mm)	W340 x D366 x H697	

Accessories:


1. Ø38 Hose (2m), complete with anti-static grounding wire
2. Ø38 Aluminum straight extension pipe
3. Ø38-25 Floor nozzle
4. Ø38 Crevice nozzle (large)

Virtually NO Running Cost



SAC-100 - Pneumatic Vacuum Cleaner | Wet & Dry

- It powered with compressed air and does hence not require any electrical power source. If you already have a compressed air system in your factory, just connect the unit to it with an air hose.
- Extremely durable since it does not contain any moving parts. Can be used many hours on end.
- Easy maintenance with a pail tank body.
- Use it with a compressor that provides over 0.5MPa and 500L/min air consumption volume.



1. Ø38 Hose (2m) with anti-static grounding wire
2. Ø38 Aluminum straight extension pipe
3. Ø38 Aluminium crevice nozzle
4. Ø38-25 Saw/bore dust nozzle
5. Dry type filter (Not in pic.)

■ Plastic accessory set also available

Model number	SAC-100	
Power supply	Compressed air	
Max vacuum pressure	19.6 kPa	
Suction air volume	1.93 m ³ /min	
Tank capacity	Dust: 16L Liquids: 14.5L	
Net weight	10.5 kg	
Hose	Diameter	38 mm
	Length	2 m
Dimensions (mm)	W338 x D346 x H600	

SAV-110R-8A - Wet & Dry | Light and Compact

- Powerful but compact vacuum cleaner suitable for office use.
- Very flexible and versatile since it cleans both dry dust as well as liquids.
- Both the filter and dust tank can be washed with water, which allows for very easy maintenance.
- With the new light weight casing, the unit only weighs 7 kg.


Model number	SAV-110R-8A	
Suitable for cleaning:	Dust & liquids	
Power supply	Single phase 220V	
Max vacuum pressure	23.0 kPa	
Suction air volume	2.6 m ³ /min	
Power consumption	1100W	
Rated current	5.5A	
Tank capacity	Dust: 8L / Liquids: 6.5L	
Net weight	8.2 kg	
Hose	Diameter	32 mm
	Length	1.8m
Power cable	8 m	
Dimensions (mm)	W340 x D360 x H485	



1. Ø32 Floor nozzle
2. Ø32 Crevice nozzle
3. Ø32 PVC Extension tube (2)
4. Ø32 Hose



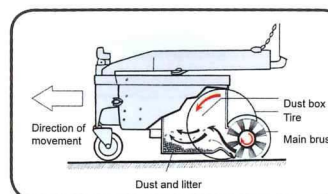
Perfect for the Office



ST-651 - Walk-Behind Mechanical Sweeper

- 100% mechanical walk-behind sweeper. No external power source needed.
- You can sweep over 2 km² an hour at 3.5km/h walking speed.
- The traction wheels drive both the gather-up brush on the side arm and the main brush.
- With the semitransparent dust tank you can easily check what you have swept up and see when the tank is full.
- The sweeper can be stored vertically, making it very space-efficient.

Model name	YUSO Walk-Behind Sweeper
Model number	ST-651
Power source	Driven by being pushing forward
Sweeping width	650 mm
Sweeping capacity (Area)	2275m ² /h at 3.5km/h walking speed
Dust box volume (Effective)	7L
Dimensions (mm)	W780 × D1270 × H960
Net Weight	21kg



Low initial cost and running cost



ST-1501DC - Forklift-Attached Mechanical Sweeper

- 100% mechanical. Just mount it onto the forks of a forklift and start sweeping.
- Significantly lower initial cost and running cost than other ride-on sweepers on the market.
- Sweep 7500m² in just one hour. Perfect for parking lots and other large open spaces.

Model name	YUSO Forklift Sweeper
Model number	ST-1501DC
Power source	Driven by forward motion of the forklift
Brush and dust collection fan	
Sweeping width	1500mm
Sweeping capacity (Area)	7500m ² at a driving speed of 5km/h
Dust filter	Dust collecting filter with filter shaker handle
Dust box volume	20L
Dimensions	W1500 × D1180 × H690
Net Weight	130kg
Suitable forklift types	Maximum outer fork width: 276mm (Forklifts in the 0.75-2 ton class)

SJF-604A - Large Portable Exhaust Fan / Blower | Low Energy | Quiet Design | 65m airflow

- Powerful ventilation with and air flow that reaches 65m.
- New quiet design. Only emits 70dB(A) sound level.
- Very low energy consumption. 23% less than previous model.
- The air flow angle can be adjustable 90°up and 90°down.

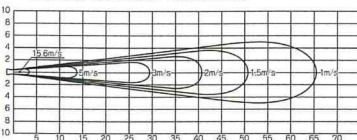


■ Bell-shaped body



The new bell shaped construction allows for smoother air flow and reduces noise.

■ Airflow distance: 65 meters!



Model number		SJF-604A	
Power supply		3 Phase 200V	
Fan blade	Diameter	600 mm	
	Quantity	4 Blades	
Motor	Nominal output	1500W	
	Poles	4 Poles	
Power consumption (50Hz)		800W	
Rated current (50Hz)		7.5A	
Max. air volume (50Hz)		480 m ³ /min	
Noise level (50Hz)		70 dB(A)	
Net Weight		83 kg	
Power cable		Not included	
Dimensions (mm)		W1066 × D755 × H1177	

Made in Japan

Made in Taiwan

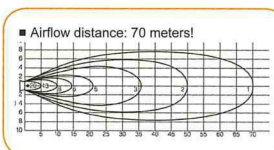
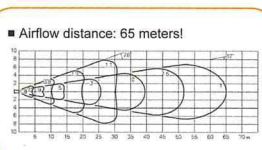
SJF-600A - 65 m airflow
SJF-700A - 70 m airflow

- Powerful ventilation with airflow reaching 65m and 70m respectively.
- Suitable for ventilation of large factory spaces and warehouses.
- Airflow direction adjustable 45° up and 45° down.



SJF-600A

SJF-700A



Model number	SJF-600A-3	SJF-700A-3
Power supply	3 Phase 200V (Other voltages available on demand)	
Fan blade	Diameter	600 mm
	Quantity	9 Blades
Motor	Nominal output	1500W
	Poles	4 Poles
Power consumption (50Hz)	1040W	1750W
Rated current (50Hz)	6.5A	11.0A
Max. air volume (50Hz)	480 m ³ /min	740 m ³ /min
Noise level (50Hz)	80 dB(A)	87 dB(A)
Net Weight	79 kg	106 kg
Power cable	Not included	
Dimensions (mm)	W920 × D690 × H1160	W1062 × D820 × H1292

Made in Japan

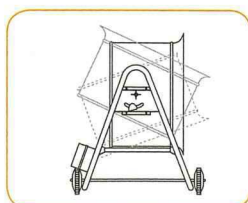
SJF-408A
SJF-506A

- Airflow direction adjustable 110° up and 65° down.



SJF-408A

SJF-506A



Model number	SJF-408A	SJF-506A
Power supply	3 Phase 200V (Other voltages available on demand)	
Fan blade	Diameter	400 mm
	Quantity	8 Blades
Motor	Nominal output	400W
	Poles	4 Poles
Power consumption (50Hz)	420W	420W
Rated current (50Hz)	2.8A	4.0A
Max. air volume (50Hz)	78 m ³ /min	147 m ³ /min
Noise level (50Hz)	76.5 dB(A)	79.5 dB(A)
Net Weight	30 kg	37.5 kg
Power cable	Not included	
Dimensions (mm)	W580 × D630 × H685	W700 × D660 × H785

Portable Exhaust Fans

- SJF-200RS** - For ø 230mm ducts
SJF-250RS - For ø 280mm ducts
SJF-300RS - For ø 320mm ducts
- Standard Models

Powerful and Durable

Model number	SJF-200RS-1	SJF-200RS-2	SJF-250RS-1	SJF-250RS-2	SJF-300RS-1	SJF-300RS-2	SJF-300RS-3
Power supply <small>(Other voltages available on)</small>	Single phase 100V	Single phase 200V	Single phase 100V	Single phase 200V	Single phase 100V	Single phase 200V	3 phase 200V
Power consumption (50Hz)	170W	175W	265W		405W	415W	380W
Rated current (50Hz)	3.0A	1.6A	4.2A	2.2A	6.5A	3.3A	2.5A
Applicable duct diameter	230mm		280mm		320 mm		
Fan blade	ø200mm / 6 blades		ø250mm / 6 blades		ø288mm / 4 blades		
Motor	250W / 2 poles		350W / 2 poles		550 W / 2 poles		
Max. air volume (50Hz)	20 m ³ /min		35 m ³ /min		50 m ³ /min		
Noise level (50Hz)	77.5dB(A)		83.5 dB(A)		80 dB(A)		
Net weight	8.0kg		9.1 kg		12.8 kg		
Dimensions (mm)	W300 × D305 × H337		W360 × D307 × H393		W390 × D332 × H432		
Protective device	Thermal protector						




- SJF-200L** - For ø 230mm Duct
SJF-250L - For ø 280mm Duct
SJF-300L - For ø 320mm Duct
- Low Energy-Consumption Models

Quiet and Energy-Saving

Model number	SJF-200L-1	SJF-200L-2	SJF-250L-1	SJF-250L-2	SJF-300L-1	SJF-300L-2	SJF-300L-3
Power supply <small>(Other voltages available on demand)</small>	Single phase 100V	Single phase 200V	Single phase 100V	Single phase 200V	Single phase 100V	Single phase 200V	3 phase 200V
Power consumption (50Hz)	100W		160W		345 W		300 W
Rated current (50Hz)	3.0A	1.6A	4.2A	2.2 A	6.5A	3.3 A	2.5A
Applicable duct diameter	230mm		280mm		320 mm		
Fan blade	ø200mm / 4 blades		ø250mm / 4 blades		ø288mm / 4 blades		
Motor	100W / 2 poles		200W / 2 poles		400W / 2 poles		
Max. air volume (50Hz)	17 m ³ /min		28 m ³ /min		44 m ³ /min		
Noise level (50Hz)	65.0 dB(A)		68.5 dB(A)		71 dB(A)		
Net weight	8.7 kg		10.5 kg		14.5 kg		
Dimensions (mm)	W360 × D382 × H380		W390 × D390 × H423		W440 × D405 × H470		
Protective device	Thermal protector						



Duct for Exhaust Fans



EFFECTIVELY REMOVE

- ▶ **EXTREME HEAT**
- ▶ **DUST**
- ▶ **FUMES**
- ▶ **DANGEROUS PARTICLES**

FROM YOUR WORK PLACE



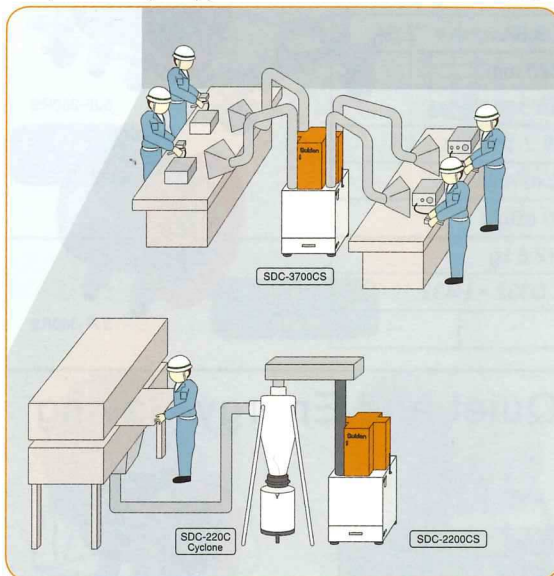
- SJFD-230S**
- for SJF-200 Series
- SJFD-280S**
- for SJF-250 Series
- SJFD-320S**
- for SJF-300 Series

Dust Collectors

CS-Series - Heavy Duty Dust Collectors | Easy-maintenance Cartridge Type Filters

- These powerful industrial size dust collectors help to keep your work environment free from dangerous dust particles that otherwise could be inhaled and cause serious respiratory illnesses.
- With the [+] shaped top you can attach up to four suction ducts facing upwards, hence taking up very little extra floor space.
- The highly effective cartridge filter is installed as a cassette that easily can be taken out for cleaning or to be changed.
- By pulling the lever on the side of the unit back and forth a couple of times, you easily shake the dust that has accumulated on the filter. This should be done regularly to prevent the filter from clogging, which would decrease the performance of the unit.


Explore multiple applications in industrial environments



■ SDC-750CS
■ SDC-1500CS

■ SDC-2200CS

■ SDC-3700CS

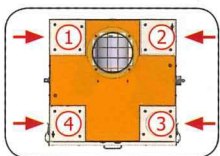


Remove
hazardous
particles from
the air

Pull the lever to shake the dust off the filters



Four possible duct attachment points



Easy to access and change cassette filter



Model number	SDC-750CS-5	SDC-1500CS-5	SDC-2200CS-5	SDC-3700CS-5
Power supply	3 phase 200V (Other voltages available on demand)			
Motor output	0.75 kW / 2P	1.5 kW / 2P	2.2 kW / 2P	3.7 kW / 2P
Horse powers	1 hp	2 hp	3 hp	5 hp
Average suction air flow (50Hz)	10 m ³ /min	15 m ³ /min	30 m ³ /min	40 m ³ /min
Static pressure (50Hz)	1.16 kPa	1.45 kPa	2.02 kPa	2.20 kPa
Suction vent diameter	123 mm	148 mm	198 mm	248 mm
Cassette filter	Area	4 m ²	8 m ²	16 m ²
	Quantity	2m ² × 2 pieces	2m ² × 4 pieces	4m ² × 4 pieces
Dust tank capacity	25 L		37 L	46 L
Net weight	108 kg	117 kg	180 kg	250 kg
Power cable	Not included			
Dimensions (mm)	W686 x D660 x H1389		W815 x D786 x H1765	W985 x D917 x H1925

Cyclone Separators - For even more effective dust collection



- The dust collector cyclone separators installed prior to the dust collector unit filters by extracting all the larger dust particles before they reach the actual dust collector.
- Larger particles of wood, glass, metal etc. bump against the wall of the cyclone separator where they lose speed and fall down into the dust tank, leaving only the smallest particles to continue to the dust collector unit.
- This two step system requires much less filter maintenance and the dust tank can be changed less often.



SDCC-75 / SDCC-150 / SDCC-220 / SDCC-370

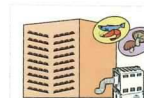
Hot Air Dryers

F-Series - Clean Output Air | Digital Control Panel | Space-Efficient Design

Up to 350°C
Output Heat

- Suiden hot air dryers are an invaluable tool for drying, heating, defrosting, defreeze, temperature regulation, heat sterilization, aging, dissolution and melting.
- They produce clean hot air free of pollutants, making them suitable for drying food and other hygienically sensitive products.
- Easy to use digital control panel.
- Equipped with dual overheat protection system.

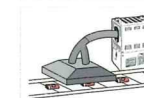
Here are just a few examples of the many possible applications:



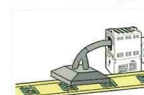
Drying seafood, mushrooms and other food stuffs



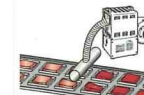
Drying spaghetti, noodles and other pasta



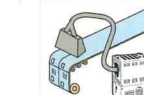
Drying printings on lighters and similar products



Drying circuit boards and other electronic components



Removing excess moisture from meat or fish before packaging



Drying newspapers and other printed material



Model	SHD-1.3FII	SHD-2FII	SHD-4FII	SHD-6FII	SHD-9FII	SHD-15FIII
Power supply	Single phase 100V	Single phase 200V	3 phase 200V			
Power consumption (50Hz)	1.4 kW	2.1 kW	4.1 kW	6.1 kW	9.1 kW	15.4 kW
Temperature control system	PID Controller					
Output temperature range (When hot output air is reused for input air)	Room temperature ~ 350°C					
Max. output temperature (When input temperature=room temperature)	200°C		300°C	350°C		
Max. air volume (50Hz)	1.7 m ³ / min		3.7 m ³ / min		5.0 m ³ / min	8.0 m ³ / min
Air flow adjustment method	Damper in the fan unit air vent					
Applicable duct diameter (Hot air output / Air intake)	φ 50 mm / φ 75 mm		φ 75 mm / φ 100 mm		φ 100 mm / φ 100 mm	
Air intake vent max. temperature	200°C					
External dimensions	W524 x D344 x H469		W578 x D359 x H522		W612xD364xH522	W922xD418xH545
Net Weight	26 kg		33 kg		35 kg	58 kg
Electric cable	Not included					

I-Series - Clean Output Air | Digital Control Panel | Space-Efficient Design

Inverter
Equipped



Model	SHD-5J	SHD-7.5J	SHD-10J	SHD-15J
Power supply	3 phase 200V		3 phase 200V (Other voltages available on demand)	
Power consumption (50Hz)	5.1 kW	7.6 kW	10.3 kW	15.5 kW
Temperature control system	PID Controller			
Output temperature range (When hot output air is reused for input air)	Room temperature ~ 350°C			
Max. output temperature (When input temperature=room temperature)	350°C			
Max. air volume (50Hz)	5.7 m ³ / min		9.0 m ³ / min	12.0 m ³ / min
Air flow adjustment method	Inverter 60Hz to 30Hz and damper			
Applicable duct diameter (Hot air output / Air intake)	φ 75 mm / φ 75 mm		φ 100 mm / φ 100 mm	φ 125 mm / φ 125 mm
Air intake vent max. temperature	200°C			
External dimensions	W670 x D368 x H514		W719 x D396 x H514	W913xD452xH553
Net Weight	36 kg	38 kg	41 kg	57 kg
Electric cable	Not included			